

## Lesson Idea 4: Task List with Visual Cues

### Lesson Plan Overview

Students often cannot imagine what a finished task should look like, or possibly have trouble remembering a number of tasks that must be completed. If the students are younger, it doesn't help to write lists when they cannot read them. Making a visual task list can help students to complete tasks—with the anticipated result pictured in some cases.





### Lesson Plan Suggestions:

Create a table with visual and verbal directions and provide columns for students to check off their completion.

*or*

In groups or pairs, have student take the photos of the completed tasks and how they should look, and create the check list table together!

A sample table is included on the next page

	Mon	Tues	Wed	Thur	Fri	Sat	Sun
 <p>Clear and clean the table</p>							
 <p>Load &amp; close the dishwasher</p>							
 <p>Pack your book bag and put it at the door</p>							
 <p>Turn off the computer</p>							
 <p>Brush your teeth</p>							
<b>Good Night! Sweet Dreams!</b>							